



**KEDIA** ADVISORY

# DAILY COTTON REPORT

4 Apr 2025

- **COTTON**
- **COCUDAKL**
- **KAPAS**
- **COTWASOIL**

**Kedia Stock & Commodities Research Pvt. Ltd.**

Research Advisory | White Labelling | Digital Marketing



## Cotton Complex

Commodity	Expiry	Open	High	Low	Close	% Change
COTTONCANDY	30-May-25	55000.00	55100.00	54620.00	54980.00	-1.15
COCUDA KL	17-Apr-25	2,903.00	2,903.00	2,868.00	2,881.00	-0.76
COCUDA KL	20-May-25	2,919.00	2,929.00	2,891.00	2,903.00	-0.79
KAPAS	30-Apr-25	1,458.00	1,462.00	1,441.50	1,457.00	-1.05
COTWASOIL	17-Apr-25	0.00	0.00	0.00	1,287.90	-1.11

## International Rates

Commodity	Price	Open	High	Low	% Chg
US COTTON	64.05	64.38	64.63	64.01	-1.17
ZCE COTTON	13495.00	13440.00	13540.00	13440.00	0.00
ZCE COTTON YARN	19620.00	19620.00	19620.00	19620.00	0.00

Cottoncandy prices settled lower by 1.15% at ₹54,980 due to profit booking after recent gains driven by lower-than-expected U.S. planting estimates. The USDA's planting intentions report projected U.S. all-cotton planting at 9.8 million acres for 2025, reflecting a significant 12% reduction from 2024. Similarly, the Cotton Association of India (CAI) revised its 2024-25 crop estimate downward by 2% to 295.30 lakh bales due to lower-than-expected output in central India. Declining domestic production has prompted a sharp rise in cotton imports, with CAI estimating a surge to 32 lakh bales in the 2024-25 season, compared to 15.2 lakh bales in the previous year. By February-end, India had already imported 22 lakh bales. However, lower exports are expected, with shipments projected to drop by 40% to 17 lakh bales, down from 28.36 lakh bales last year. Meanwhile, Brazil's cotton production is forecasted to grow by 1.6% to 3.76 million tons, supported by a 4.8% expansion in the planting area. Despite tight domestic supply, upside in prices remains limited due to increased global production and subdued mill demand. Mills remain well-stocked and are not under immediate purchasing pressure. Technically, fresh selling pressure has emerged, with open interest rising by 1.32% to 231 contracts. Cottoncandy has key support at ₹54,700, with further downside potential to ₹54,420. On the upside, resistance is seen at ₹55,180, and a breakout above could push prices toward ₹55,380.

Spot Rates

Commodity	Location	Price	% Chg
29 mm Cotton	राजकोट	25,701.10	-0.33
29 mm Cotton	कादी	25,576.50	-0.36

Open Interest Snapshot

Commodity	Expiry	% Change	% Oi Change	Oi Status
COTTONCANDY	30-May-25	-1.15	1.32	Fresh Selling

Technical Chart



**SELL COTTONCANDY MAY @ 55400 SL 55800 TGT 55000-54700. MCX**

Trading Levels

Commodity	Expiry	Close	R2	R1	PP	S1	S2
COTTONCANDY	30-May-25	54980.00	55380.00	55180.00	54900.00	54700.00	54420.00

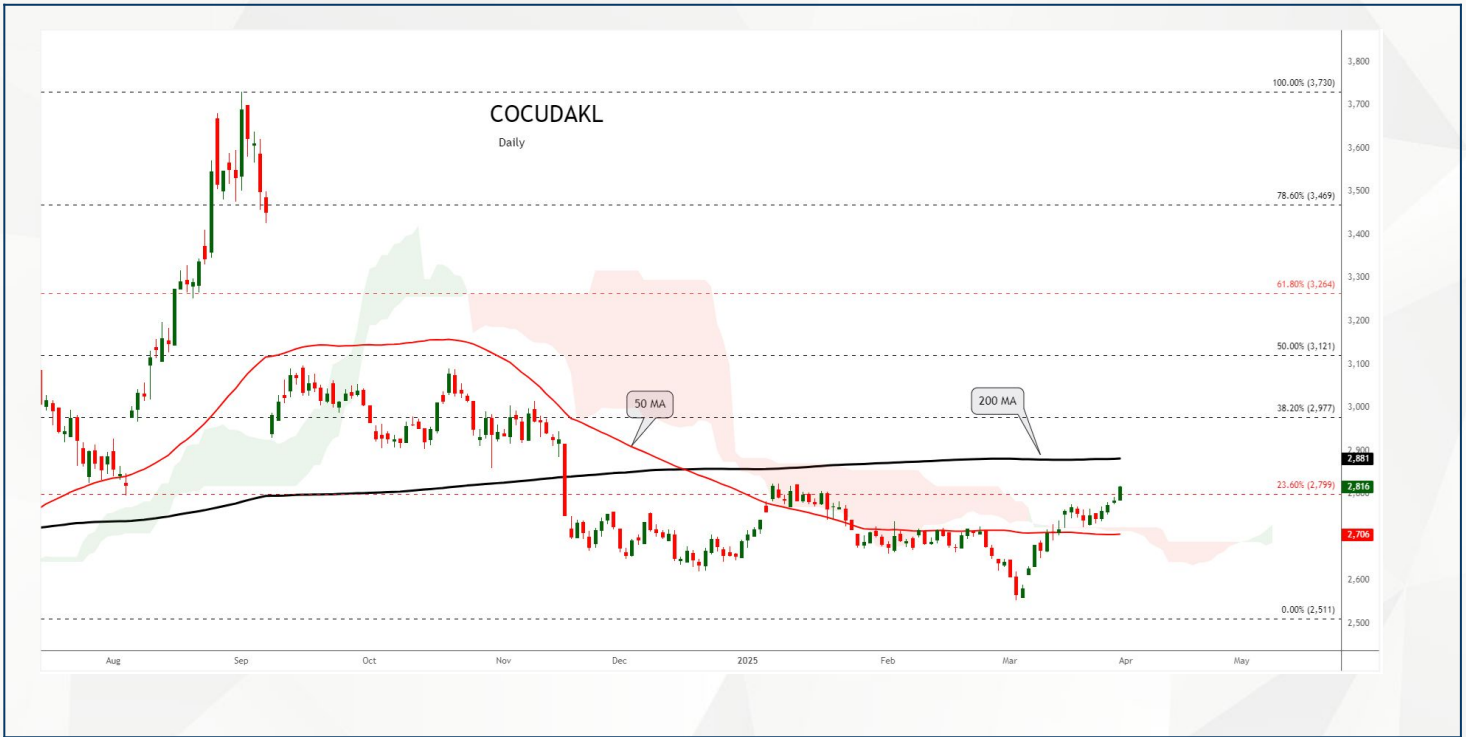
Spot Rates

Commodity	Location	Price	% Chg
Cotton Seed Oilcake	आकोला	3,022.35	-0.2
Cotton Seed Oilcake	कादी	3,023.10	-0.5

Open Interest Snapshot

Commodity	Expiry	% Change	% Oi Change	Oi Status
COCUDAKL	17-Apr-25	-0.76	-8.47	Long Liquidation
COCUDAKL	20-May-25	-0.79	13.15	Fresh Selling

Technical Chart



**SELL COCUDAKL APR @ 2900 SL 2940 TGT 2860-2820. NCDEX**

Trading Levels

Commodity	Expiry	Close	R2	R1	PP	S1	S2
COCUDAKL	17-Apr-25	2,881.00	2919.00	2884.00	2884.00	2865.00	2849.00
COCUDAKL	20-May-25	2,903.00	2946.00	2908.00	2908.00	2887.00	2870.00

## Spot Rates

Commodity	Location	Price	% Chg
Kapas	राजकोट	1,458.20	-0.73
Kapas	कादी	1,456.35	-0.44

## Open Interest Snapshot

Commodity	Expiry	% Change	% Oi Change	Oi Status
KAPAS	30-Apr-25	-1.05	-3.59	Long Liquidation

## Technical Chart

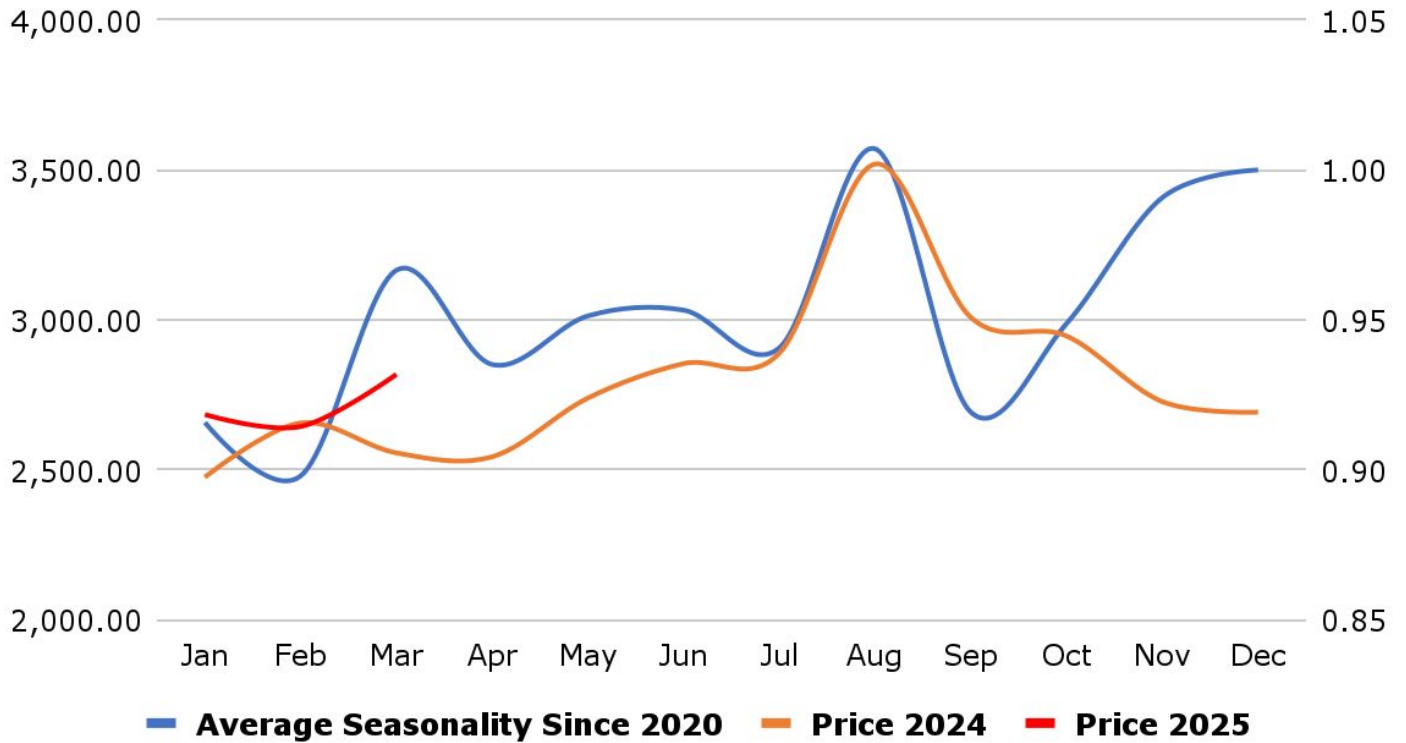


**BUY KAPAS APR @ 1455 SL 1445 TGT 1465-1475. NCDEX**

## Trading Levels


Commodity	Expiry	Close	R2	R1	PP	S1	S2
KAPAS	30-Apr-25	1,457.00	1475.00	1467.00	1454.00	1446.00	1433.00

## NCDEX Cocudaki Seasonality



## MCX Cottoncandy Seasonality





## DISCLAIMER

KEDIA ADVISORY

This Report is prepared and distributed by Kedia Stocks & Commodities Research Pvt Ltd. Our SEBI REGISTRATION NUMBER - INH000006156. for information purposes only. The recommendations, if any, made herein are expressions of views and/or opinions and should not be deemed or construed to be neither advice for the purpose of purchase or sale through KSCRPL nor any solicitation or offering of any investment /trading opportunity. These information/opinions/ views are not meant to serve as a professional investment guide for the readers. No action is solicited based upon the information provided herein. Recipients of this Report should rely on information/data arising out of their own investigations. Readers are advised to seek independent professional advice and arrive at an informed trading/investment decision before executing any trades or making any investments. This Report has been prepared on the basis of publicly available information, internally developed data and other sources believed by KSCRPL to be reliable. KSCRPL or its directors, employees, affiliates or representatives do not assume any responsibility for or warrant the accuracy, completeness, adequacy and reliability of such information/opinions/ views. While due care has been taken to ensure that the disclosures and opinions given are fair and reasonable, none of the directors, employees, affiliates or representatives of KSCRPL shall be liable for any direct, indirect, special, incidental, consequential, punitive or exemplary damages, including lost profits arising in any way whatsoever from the information/opinions/views contained in this Report. The possession, circulation and/or distribution of this Report may be restricted or regulated in certain jurisdictions by appropriate laws. No action has been or will be taken by KSCRPL in any jurisdiction (other than India), where any action for such purpose (s) is required. Accordingly, this Report shall not be possessed, circulated and/ or distributed in any such country or jurisdiction unless such action is in compliance with all applicable laws and regulations of such country or jurisdiction. KSCRPL requires such a recipient to inform himself about and to observe any restrictions at his own expense, without any liability to KSCRPL. Any dispute arising out of this Report shall be subject to the exclusive jurisdiction of the Courts in India.

**KEDIA ADVISORY**

**KEDIA STOCKS & COMMODITIES RESEARCH PVT LTD**

Mumbai, India

SEBI REGISTRATION NUMBER - INH000006156

For more details, please contact: +91 93234 06035 / 96195 51022

Email: [info@kediaadvisory.com](mailto:info@kediaadvisory.com)

Regd.Off.: 1, 2, 3 & 4, 1st Floor, Tulip Bldg, Flower Valley Complex, Khadakpada Circle,  
Kalyan-(W), Mumbai-421301